

ST. JOSEPH'S COLLEGE (AUTONOMOUS), BENGALURU

**EXTENSION OF DATES FOR REGISTRATION OF ALTERNATE SPECIAL FAST
TRACK FOUNDATION COURSE CLASSES AND EXAMINATION – 2021**

Notice 1

18.6.2021

The last date for registration of Supplementary foundation course classes was 10th June 2021 and the last date for registration of Supplementary foundation examination was 16th June 2021.

As per the request from a few students who were unable to apply within the deadline, it has been decided to reopen the portal for registration of FC supplementary classes and exams.

- Students who have not attended foundation course classes in the previous semesters (when it was offered as a regular course to them), must apply for both classes and exams and pay Rs. 500 for each (Rs. 1000 in total).
- Those who registered for class between 3rd June to 10 June 2021 by paying Rs. 500, must only register for the exam by paying Rs. 500.
- Students who had attended foundation course classes in the previous semesters (when it was offered as a regular course to them), but did not attempt the exam or failed the exam must apply for exams only and pay Rs. 500.

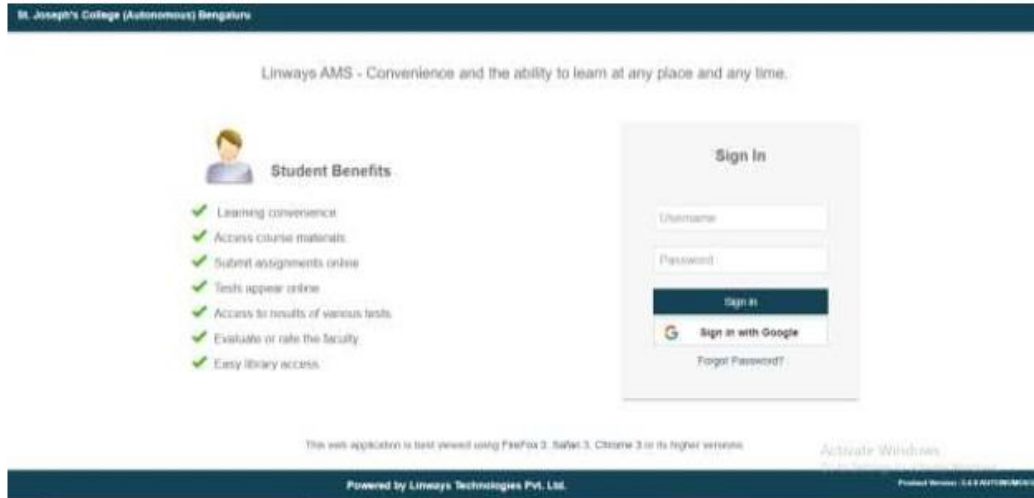
The linways portal for registration of supplementary foundation course classes and exams will be re-opened on **19th July 2021, 1 pm** and will be closed on **21st July 2021, 1 pm**. Students who register for classes will be added to MS Teams by 23rd July 2021 and can watch the recorded videos till 31st July 2021.

Please read “Notice 2 – Foundation Course Alternate Examination” for the time table and other details.

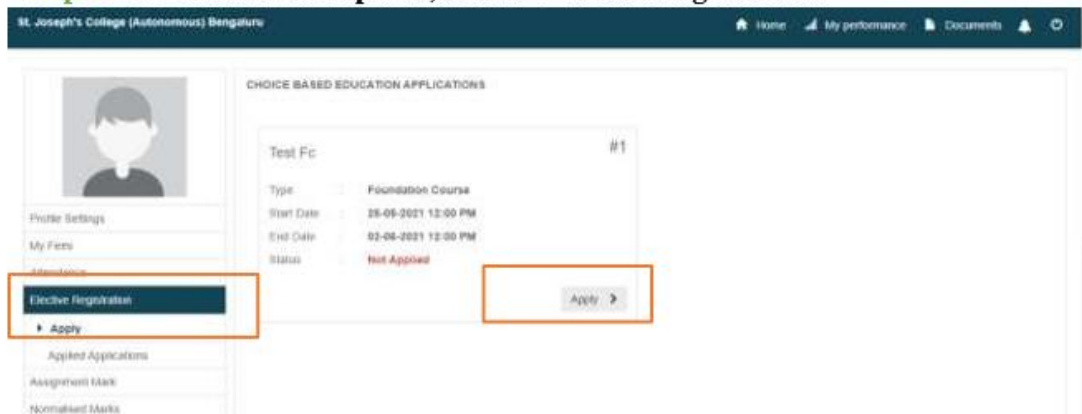
Please follow instructions of the following pages to register once the portal is reopened.

To register for foundation course CLASSES, please follow the steps mentioned below

Step 1: Student must login to the student account url: <https://sjc.linways.com/student/>



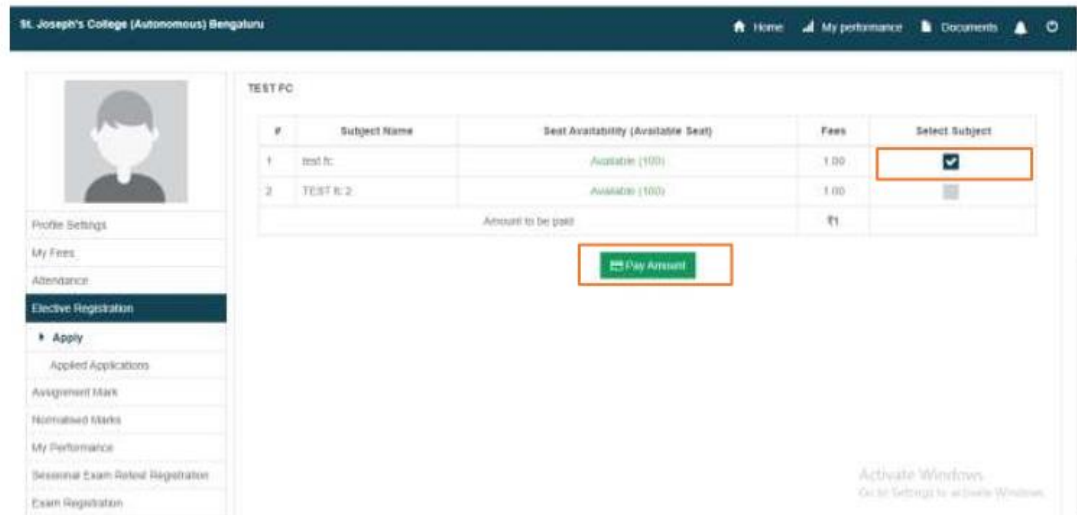
Step 2: On the left-hand panel, Select “Elective registration”



Step 3: Click on “Apply” and proceed to select the correct subject.

If you have more than one pending foundation courses, you may apply for all of them now.

(Please double check with the previous semester mark cards to ensure you are choosing the correct course. You may also refer to the student handbook to know the courses you should have completed - https://sjc.ac.in/pdf/Student_Handbook_2020-21.pdf - Page no. 30).

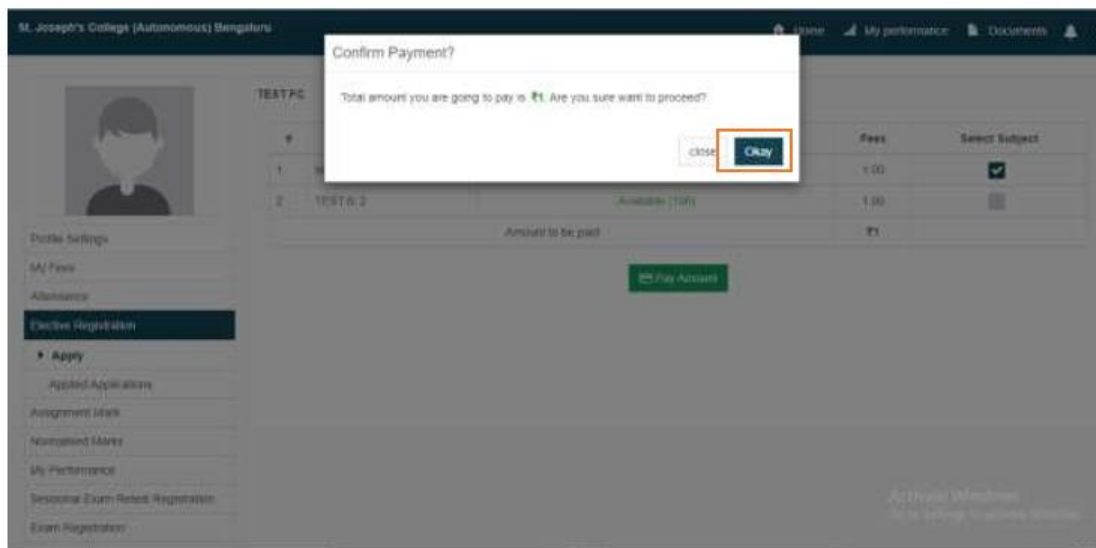


The screenshot shows the student portal interface for St. Joseph's College (Autonomous) Bengaluru. The user is in the 'Apply' section of the 'Elective Registration' menu. A table titled 'TEST FC' displays the following data:

#	Subject Name	Seat Availability (Available Seat)	Fees	Select Subject
1	test fc:	Available (100)	1.00	<input checked="" type="checkbox"/>
2	TEST FC 2:	Available (100)	1.00	<input type="checkbox"/>
Amount to be paid			₹1	

A green button labeled 'Pay Amount' is located below the table. The 'Apply' button in the left sidebar is also highlighted.

Step 4: Click on “Pay amount” and proceed to make the payment by clicking on “Okay”

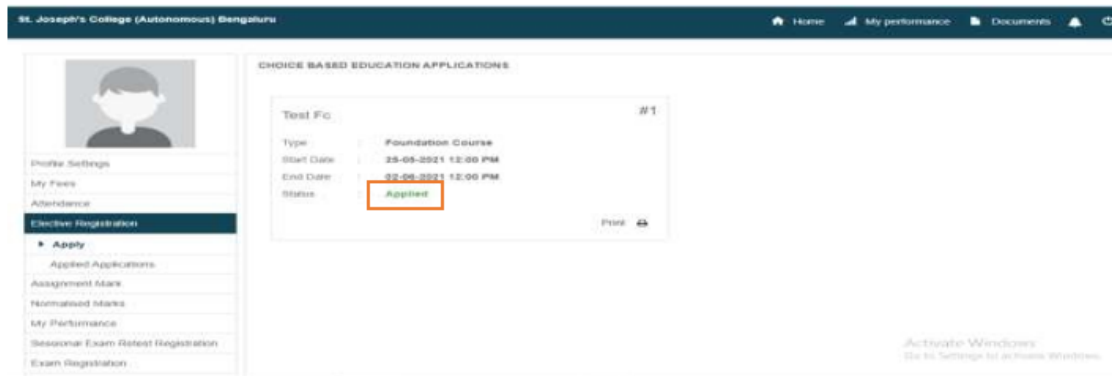


The screenshot shows the same student portal interface, but with a 'Confirm Payment?' dialog box overlaid. The dialog box contains the text: 'Total amount you are going to pay is ₹1. Are you sure want to proceed?'. There are two buttons: 'Close' and 'Okay'. The 'Okay' button is highlighted with a red box.

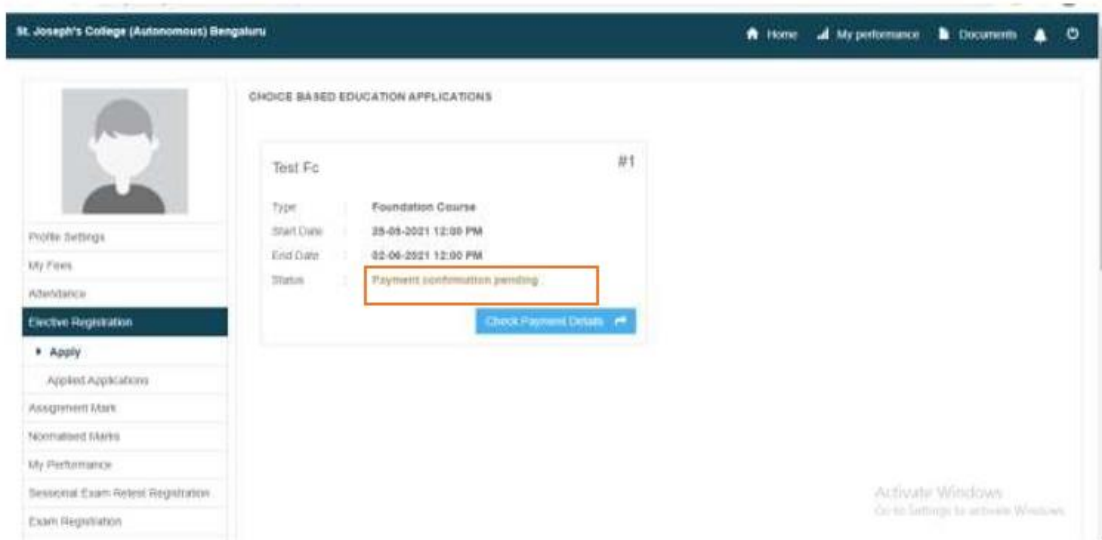
You will be directed to the payment gateway, where you will be asked to fill in your mobile number and email address (please double check before proceeding)

You can then choose your mode of payment and complete payment.

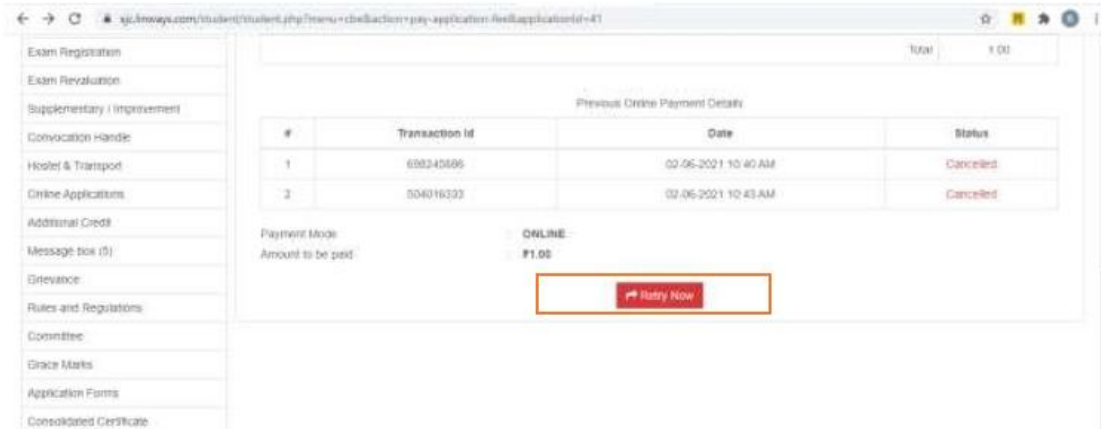
If the payment has been successful, you will be directed to the home page and the status will now appear as “Applied”.



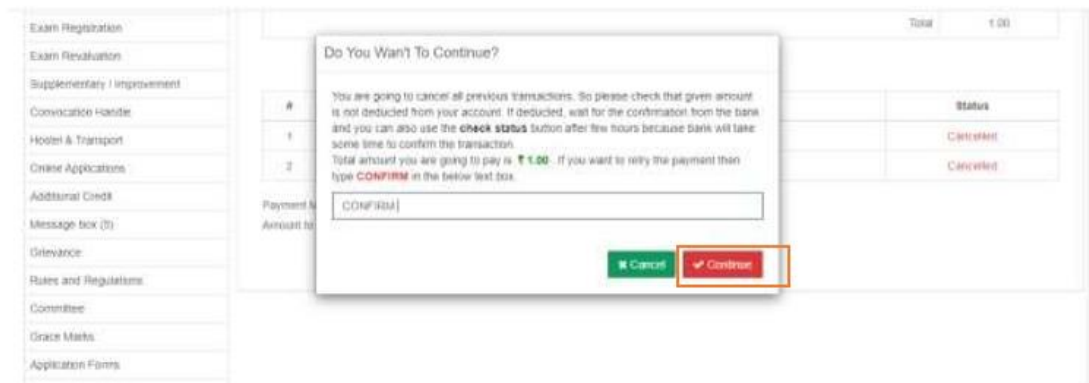
Troubleshooting: If for some reason, payment was unsuccessful, the status will appear as “Payment Confirmation Pending”



In such a case, click on “Check payment details” followed by “Retry now”



You will be asked to type in the word “CONFIRM” if you wish to continue with the payment and you will be able to proceed further to complete registration.



To register for foundation course EXAM, please follow the steps mentioned below:

- Log into your student portal on linways - <https://sjc.linways.com/student/>
- Click on the "Supplementary" tab in the left-hand panel
- Choose the correct course for which you need to register
- Make the fee payment of Rs. 500 (Five hundred only) for the particular course

Students who do not have Microsoft Teams ID

Students who do not have MS teams IDs must fill this Google form using the link - <https://forms.gle/BRQxuMMktQAU6mPF9> immediately after completing registration for classes and/or exams.

If you have any further queries, you may send an email to poonam.ahuja@sjc.ac.in and you can expect a reply within 24 hours.