

**ST JOSEPH'S COLLEGE (AUTONOMOUS), BENGALURU**  
**SUPPLEMENTARY FOUNDATION COURSE EXAMINATION 2022-23**

17.4.2023

**Foundation course supplementary examination**

It is hereby notified that all students from batch 2018 (whose register numbers begin from 18) are permitted to apply for the foundation course **supplementary** examination (odd and even semester) on the **linways portal** by paying the prescribed fees of Rs. 500 (Five hundred only). Those who belong to batches prior to 2018, can apply for the supplementary examination only if they have already taken a year extension. If a student has more than one supplementary examination, he/she can apply for all the pending courses.

If students face difficulty in registering on the portal, kindly meet Mr. Sachin from IT cell well before the last date of registration.



Controller of Examinations

## IMPORTANT INFORMATION

### Important dates and timings

1. Application for registration for the exam opens at 1 pm on 18<sup>th</sup> April 2023.
2. Application for the exam closes at 4 pm on 17<sup>th</sup> May 2023.
3. The supplementary FC exam will be scheduled on the linways portal by 4 pm on 24<sup>th</sup> May 2023.
4. Students who cannot access the examination, must report the case to the FC coordinator by 4 pm on 25<sup>th</sup> May 2023. Grievances received after the deadline will not be entertained.
5. FC Exam will be held on 7<sup>th</sup> June 2023 as per the schedule mentioned below.

Date	Day	Time	Title of Foundation Course
7.6.2023	Wednesday	9 am – 9:45 am	Indian Constitution
7.6.2023	Wednesday	10 am – 10:45 am	Environmental Studies and Civic Sense
7.6.2023	Wednesday	11 am – 11:45 am	Computer Fundamentals
7.6.2023	Wednesday	12 noon – 12:45 pm	Science and Culture
7.6.2023	Wednesday	12 noon – 12:45 pm	Culture, Diversity and Society

### About the examination

1. The exam will be conducted online on the linways portal (<https://sjc.linways.com/student/>) as per the timetable mentioned above.
2. Students require a single device with internet connectivity to attempt the exam.
3. The exam is of 45 minutes duration and comprises of 50 Multiple choice questions.

### Prior to the examination

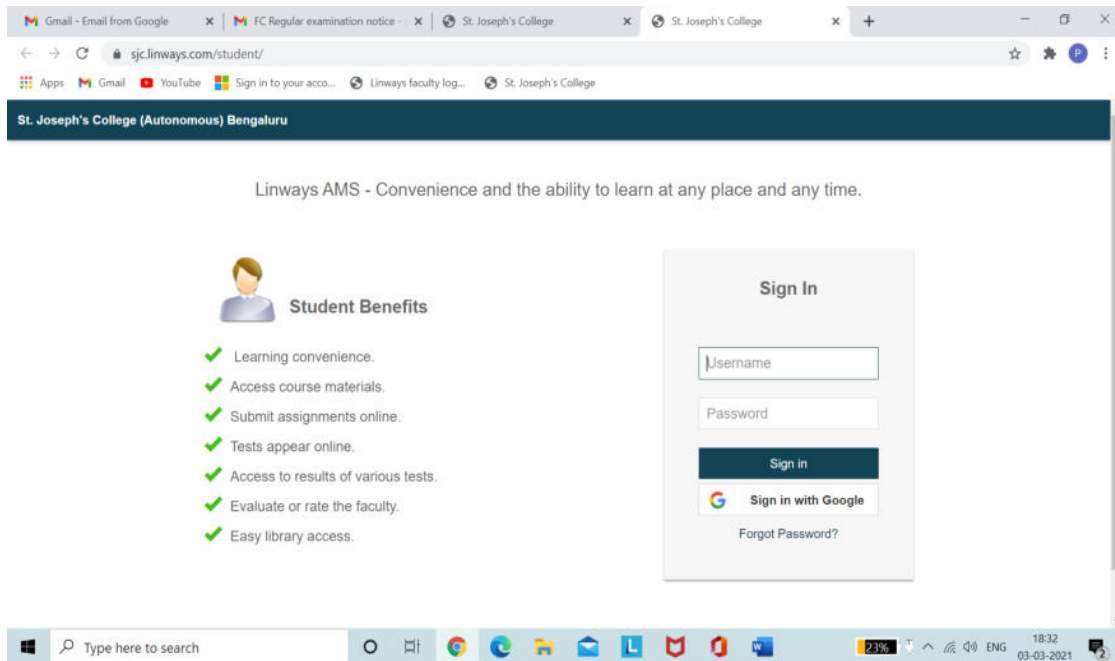
4. The Exam will be scheduled on linways portal by 4 pm on 24<sup>th</sup> May 2023.
5. The step-wise procedure for accessing the exam is on page 3-4 of this notice. Students are advised not to try to access the exam directly from notifications.
6. Students must login and diligently follow the steps mentioned and ensure that that they can see that exam with status saying “upcoming”. If they fail to see it, they are instructed to re-check to see if they have followed all the steps correctly. If they still face any issue, they may send an email to [poonam.ahuja@sju.edu.in](mailto:poonam.ahuja@sju.edu.in) latest by 4 pm on 25<sup>th</sup> May 2023

### On the day of the examination

7. Please login only 10 minutes before the time of examination.
8. Students will get only a single question at a time and he/she must submit the answer before proceeding to the next question. The answer to a question once submitted cannot be changed.
9. The duration of the examination is 45 minutes and at the end of 45 minutes the test will get auto-submitted and the responses submitted by the students will be saved. No extension of time can be granted, students are therefore advised to ensure good internet connectivity during the duration of the exam.
10. Grievances will not be entertained for any technical glitches from the students’ end during the examination

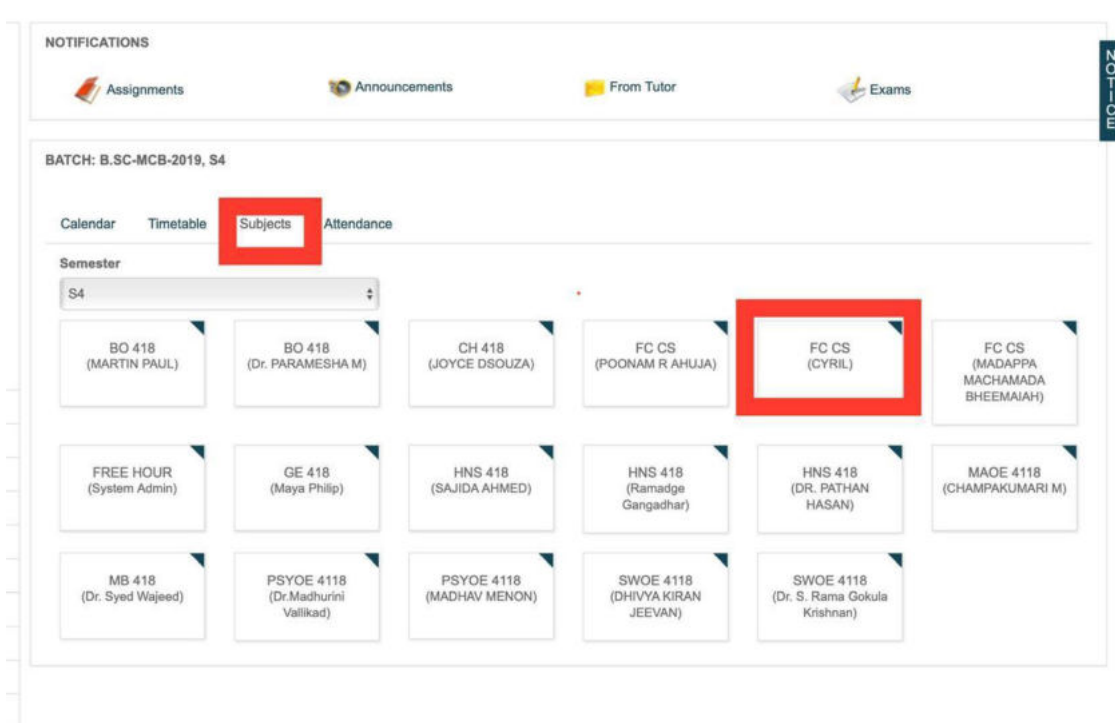
### **STEPS FOR ATTEMPTING THE EXAM**

**Step 1:** Log into your Linways student portal - <https://sjc.linways.com/student/> using your login credentials

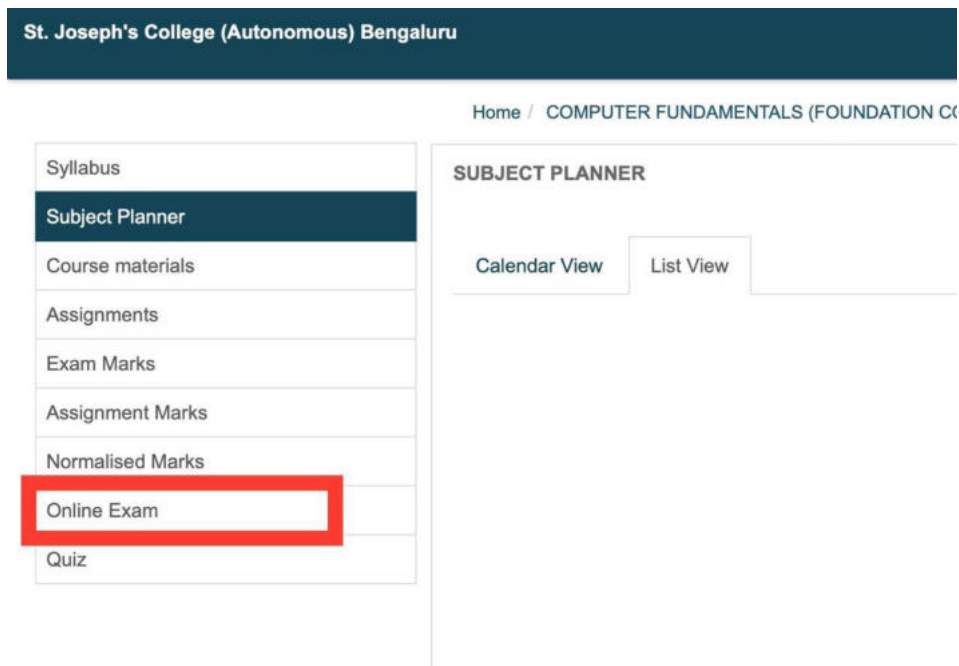


**Step 2:** On the dashboard, under **Subjects** the student will find the particular FC course for which he/she should take the examination. In this example, the student has to take up FC – CS (Computer Fundamentals). **Click on the tab FC – CS.**

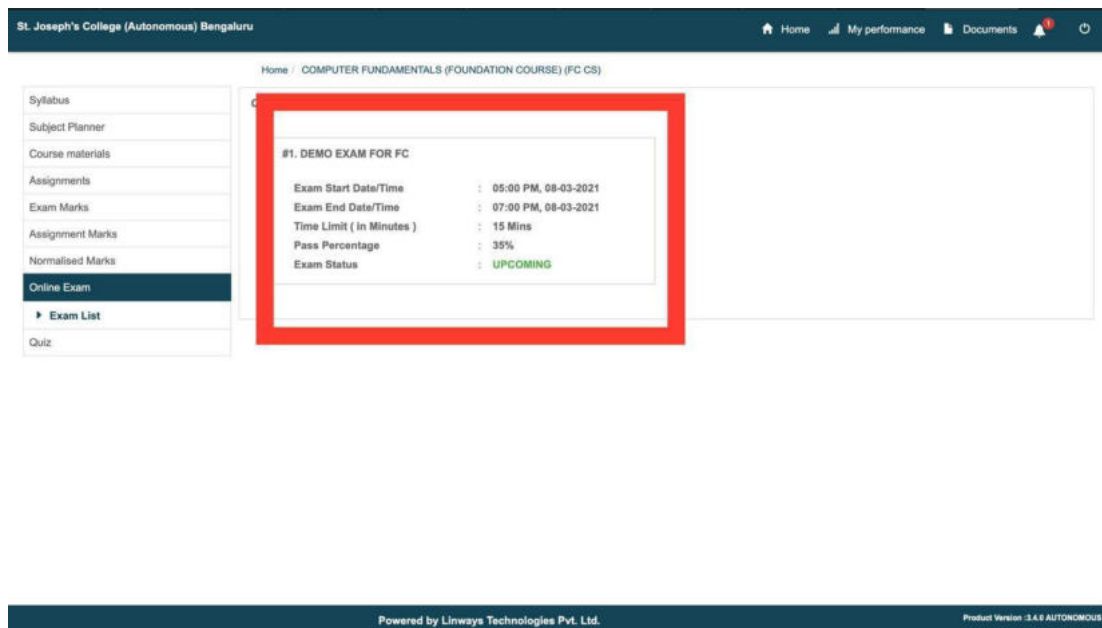
(If the student has to take up more than one examination, he/she will see all the examination visible)



**Step 3:** On the left panel, the student will find the option of **online exam**. The student should **click on "Online exam"**



**Step 4:** The student will see the exam scheduled for him/her. The title of the exam (in this illustration it is Demo Exam for FC), Date and time will be mentioned. The status will appear as **upcoming** and will be changed to **ongoing** at the particular date and time.



**Step 5:** As per the date and the time of the exam, the status will change to **ongoing**. The student can then **click on the word ongoing** to begin the exam.